



## Ordering Your New Vinyl Flooring | For The Floor & More

You're here looking for something a little more unique to brighten up your home.

Our job is to make adding *you* to your home as simple as possible.



Dot: Doki



Dot: Linn



Dot: Meja



It all starts with a sample.

There's a sample request box on each pattern page. Pop your address in and we'll post a square out.

As we can change both the colour and the design scale, the sample is more to check the quality of our vinyl and to make sure you are happy with the flooring that we use.

We use the same vinyl base for all printing whether your requirement is for one of our patterns or custom manufacture.

## Ordering Your New Vinyl Flooring | For The Floor & More

For many of the floorings, we have to 'shrink' the design to fit enough of the pattern into the squares to help you see the colours. This means that the scale of the pattern on the sample will probably differ to the image on the website with the feet.

Don't fret about this difference as we can alter the scale when we get to the proofing stage and in the email mock-ups we send, you'll see exactly what the design will look like sized to your space.

Read on and all this will make sense, I promise.



Share this...



Request Your Free Sample

Name



Email

Message & Address



Up to 2.9m wide



Direct printed wear lay  
(We can change the scale of  
pattern prior to printing)

Happy with the sample?

Let's get to our straightforward order process.

## Adding your room sizes

Enter the width and length of your room in centimetres into the calculator on the pattern page. Add a little to each side just in case the room isn't totally square and add it to the basket.


If your room is an 'L' or some other strange (sorry, unique) shape, we can only produce in squares or rectangles. We would manufacture your flooring to the full width and length of the whole room.

---

LLPAPERS FLOORCOVERINGS SPLASHBACKS TILES ROOM HERO LOVED BY YOU... BLOG

---

Classic / Dot: Meja



### Dot: Meja

Meja pattern print is all about bold circles, soft pastel stars & soothing hon one of our exclusive vinyl flooring designs is individually produced for a re and with panels up to 2.9m wide to help make fitting *much* simpler, the c is picking which one!

£48.00 / sq m inc VAT

Floor Length (cm)	<input type="text"/>
Floor Width (cm)	<input type="text"/>
Total Area (sq m)	0.000
Product Price	

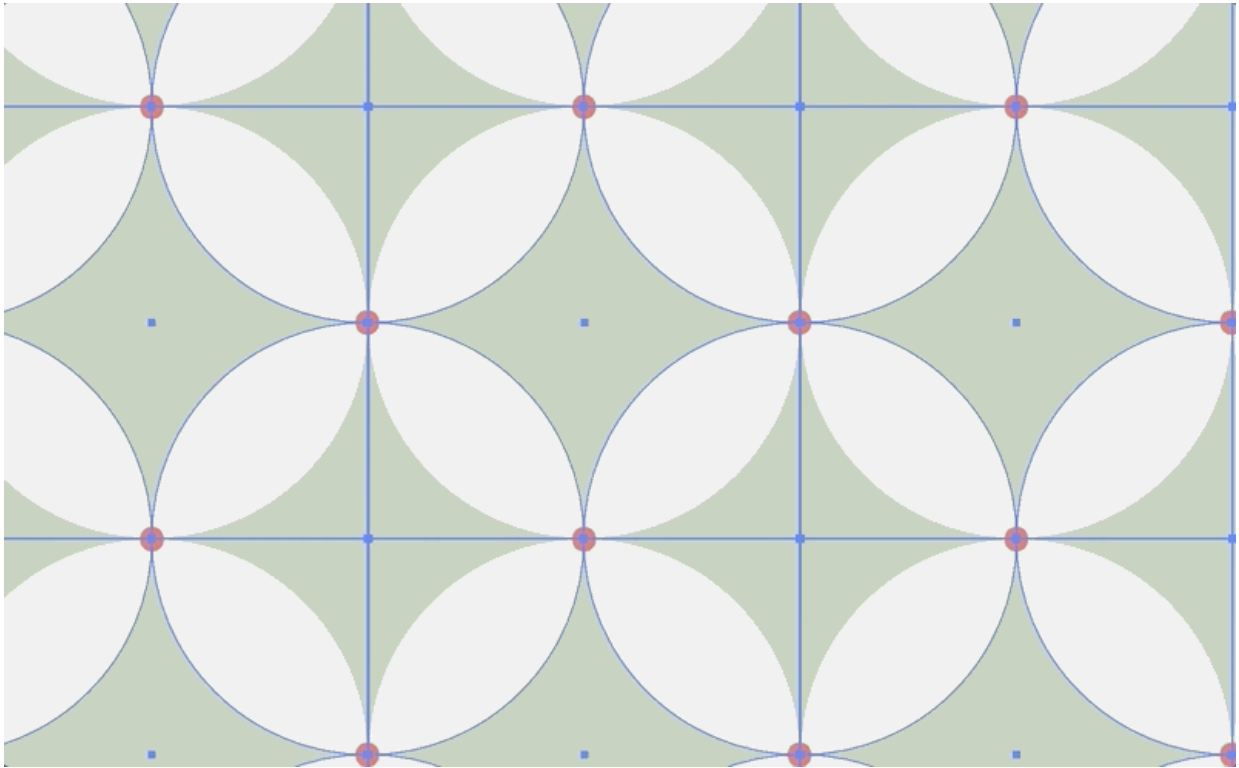
---

We can print panels up to 2.9m x 2.9m and as long as one side is no bigger than 2.9m, we will be able to produce your flooring as one panel.

If your room has both length & width over 2.9m, we'll simply create more than one strip.

Oh, and we'd definitely recommend adding 5 or so centimetres to each side just in case your room isn't totally square. We'll also add a little extra too.

## Adding custom colours



We can tweak most of our patterns' scale and colour.

If you want to add custom colours to your design, we will work with whatever information you have. Links from a [paint manufacturers' website](#), Pantone references or hex codes. We've even had things popped in the post and matched to those.

We can't guarantee a 100% total match due to the differences in products and computer screens but we have always been very close.

If you have something specific in mind, either email us or add the information to the order message box.

**Deliver to a different address?**

**Order notes (optional)**

Notes about your order, e.g. special notes for delivery.

I

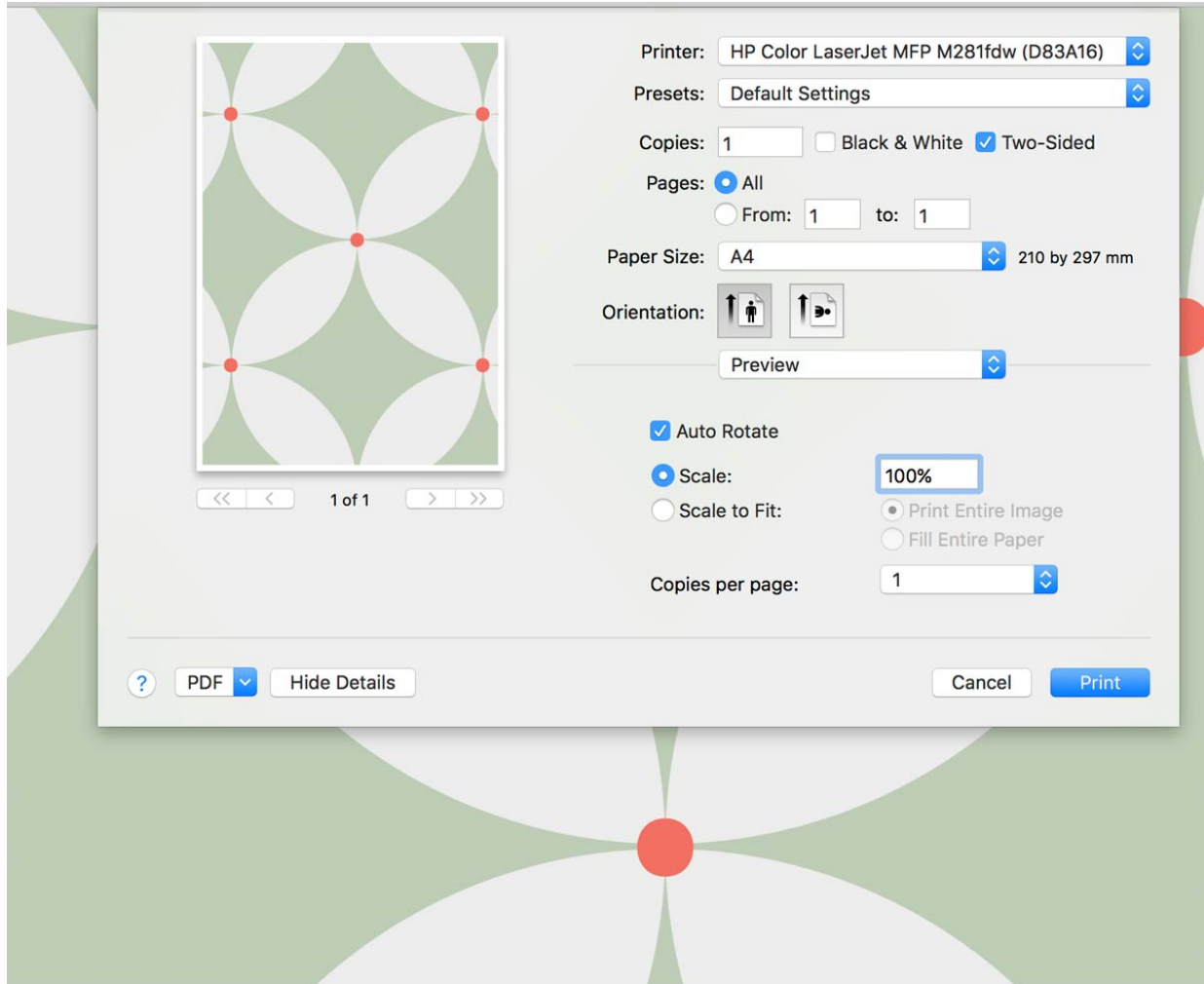
## Picking pattern scales

Unless you tell us otherwise when ordering, the initial proof usually shows the pattern scale sized as per the image on the website with the feet. We'll email two low-resolution files – one file shows the complete design sized to your space and is exactly how your flooring will look when produced. The other file is a 1:1 crop at A4 for you to print out, pop on the floor and check the scale if needed.

At this point, if you were imagining the design a little bigger or smaller, just reply to the email and let us know. Once we've amended, we'll email over another visual for you to check and *only* when you're 100% happy with the mock-ups will we move to production.

(Just make sure that if you're printing the proof from your phone the image fills the complete page – ideally, tell your printer to scale at 100% so you are definitely seeing the correct scale.)

## Ordering Your New Vinyl Flooring | For The Floor & More



From here it takes around 1-2 weeks for your flooring to go through our manufacturing process and to despatch.

## Ordering Your New Vinyl Flooring | For The Floor & More



We use Tuffnells to ship our flooring within the UK and FedEx internationally. We'll let you know as soon as it leaves us but unfortunately, neither currently offer timed delivery slots.

For info, if you're ordering from overseas, FedEx works out the rates based on weight and the size of shipping tube.

If you can advise on your room size before you order, we can let you know the freight costs.



### After it arrives

Once you've received your new vinyl flooring, please roll it out and check everything is as it should be. If it isn't, let us know so we can help out.

For installation guides, we've got a page [here](#).

Along with best practices, there is information on underlay and adhesives. When fitting, our product works similar to a more standard vinyl floor covering.

Take the sample or a small piece into any hardware store when it comes to purchasing underlay and adhesive. Let them know the substrate it's being laid onto and they'll be able to point out the right product. If they can't, let us know so we can.

Once fitted, we have plenty of information in our flooring [FAQs](#) about keeping it looking spick and span.

Any floor cleaner such as Method, Flash or Tesco's own multi-purpose cleaner will work a treat – don't use solvents, abrasives or bleach as like with most surfaces, household bleach and solvents can discolour and stain if left on the surface.